





What's in my suitcases?



Monkeys!

<p>PSED</p> <ul style="list-style-type: none">• What do you need to take on holiday with you in your suitcase? Pack a rucksack.....• What problems/dangers may we encounter by the sea/the sun?• What are our needs?• Importance of staying healthy• Personal safety – tell people where we are going etc..• Looking after people/animals in different weather conditions• What do we/they need?• What do we wear in different seasons? Packing a case for a hot/cold holiday.• How do we survive in hot/cold climates?	<p>PD</p> <ul style="list-style-type: none">• Pirate treasure hunt including making maps• Digging for coins/footprints• Building bridges/piers• Keeping cool – rehydration etc...• Space around them – pretending to be on the beach/making sandcastles/playing seaside games• Making rockpools 	<p>UW</p> <ul style="list-style-type: none">• Dora the Explorer• Exploring shells/rocks• Safety near the sea/sunshine• Turner• Monet• Van Gogh• David Miller – seaside artist• Ships/Boats• The Titanic• Birds/other animals in summertime• Cornflower modelling dough• Hot climates – looking at what animals can survive there, what plantation is there..• Explore, taste, textures, touch• Summer – what happens in Summer?• Different foods in hot/cold climates• Making Father’s day cards• Role play as a travel agents	
<p>CL</p> <ul style="list-style-type: none">• Asking for help• Negotiation/imagination-through play/roleplay –	<p>LIT</p> <ul style="list-style-type: none">• Seasides on the British Isles/abroad• Seasides in the past/present	<p>EAD</p> <ul style="list-style-type: none">• Observational art/beach scenes• Sea creatures	<p>M</p> <ul style="list-style-type: none">• Continuous number work using Hamilton maths scheme/White Rose :

<p>sun safety/safety near the sea</p> <ul style="list-style-type: none"> • Extending vocabulary • Reciting and retelling stories/poems, going on to write their own • Home experiences – their own holidays/ making sand castles • What happens next/ making up own endings • How, who, where, when..... • Working together to make a beach hut/beach scene/travel agents.... • Understanding of the tide • Continuous work of looking at the use of capital letters, full stops and finger spaces. Developing their sentence work/making lists • Phonics work and spellings taught as usual, on a daily basis, using various schemes • Making their own passports. Labelling parts of planes, boats. Making tickets for travel. 	<ul style="list-style-type: none"> • How to stay safe in the Summer time • What do we do in the Summer time? • The Lighthouse Keeper's Cat • A Summery Saturday Morning • Lucy & Tom at the seaside • Seaside poems • The Lighthouse Keeper's Lunch • Rosie's Holiday • Grandma's seaside bloomers • The Heart & the bottle • Magic beach • Emma Jane's Aeroplane • The Train Ride • Rumble in the jungle • Walking through the jungle 	<ul style="list-style-type: none"> • Sand pictures • Sun/message in a bottle props • Salt Pictures • Sunshine biscuits • Salads – healthy eating • Ice cream/lollies 	<ul style="list-style-type: none"> • Addition and subtraction • Counting numbers • Length • 3D shape • Money and counting • Time • YouTube songs and activities • Patterns with beachwear/seaside bits & bobs • Patterns – treasure • Sand patterns • Pairs – flip flops, sandals etc.. • Summer food – sorting size • Combinations • Plans, routes, treasure maps • Beep bop 
--	--	---	---

Monkeys EYFS